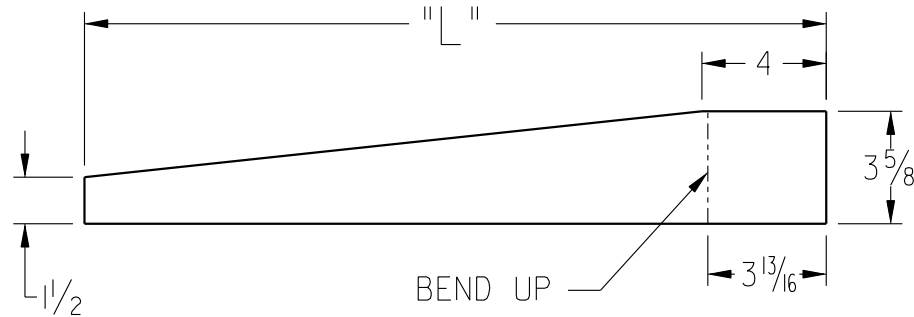
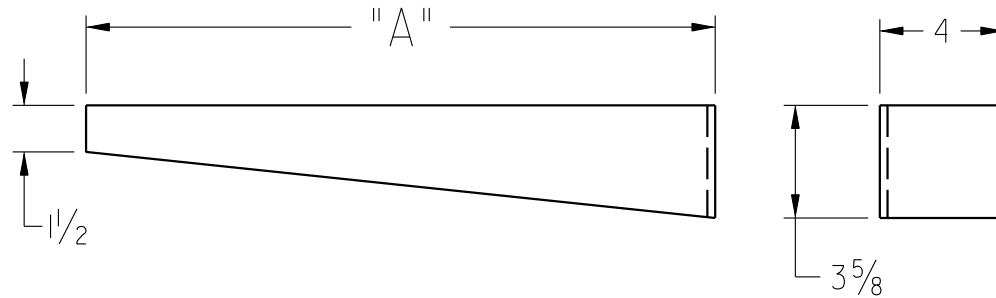
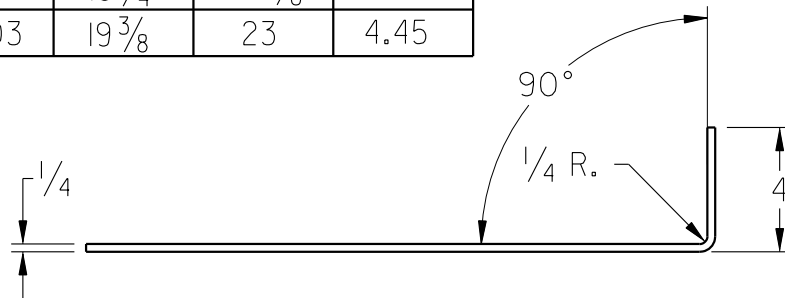


LINE	"A"	"L"	WT. (LBS.)
01	20 1/4	23 7/8	4.59
02	19 1/4	22 7/8	4.43
03	19 3/8	23	4.45



DEVELOPMENT

FOR U.T.C. USE ONLY



MATERIAL:

1/4 x 3 5/8 x "L" LG.
STEEL, ASTM A-283 GR. B

NOTES:

1. THIS DRAWING IS STANDARD. UPON REVISION OR LINE ADDITION IT MUST BE DISTRIBUTED BY BOM SUPERVISOR TO AREA 366 AND 393.
2. DEVELOPMENT VIEW IS FOR INTERNAL USE BY U.T.C. ONLY AND SHOULD BE ADJUSTED BY VENDORS ACCORDING TO MANUFACTURING PROCESSES TO ACHIEVE FINISHED DETAILED DIMENSIONS.



UNION TANK CAR COMPANY
151 ST. & RAILROAD AVE.
EAST CHICAGO, INDIANA 46312



THE TANK CAR PEOPLE

LATEST REVISION

THIS PRINT & ALL INFORMATION SET FORTH THEREON, IS THE PROPERTY OF UNION TANK CAR COMPANY & IS LOANED IN CONFIDENCE SUBJECT TO RETURN UPON REQUEST & WITH THE UNDERSTANDING THAT NO COPIES SHALL BE MADE WITHOUT THE PRIOR WRITTEN CONSENT OF UNION TANK CAR COMPANY. ALL RIGHTS TO DESIGN & INVENTION ARE RESERVED.

ANGLE SHAPE
FORMED
W/ONE LEG BEVELED

DRAWN BY	DATE	SCALE	WEIGHT	CHECKED
WTC	12/4/87	2 = 12	TABLED	BURF
N/A WELDING	N/A MFG.	PA. PRODUCT	26351 DRAWING NO.	
ENGINEERING APPROVALS				

REVISION	C	D
DATE	3/16/92	01 FEB 2006
DRAWN	KG	PRK
ECO NO.	---	DM 06-01
CHECKED	BFB	JLK
MFG ENGR	N/A	N/A
PRODUCT ENGR	TC	CC

REDRAWN ON CAD.

ADDED DIMENSIONS, VIEWS AND NOTES PER DESIGN MEMO #06-01.

DEFAULT TOLERANCES - DETAIL DRAWING

ALL DIMENSIONS ARE INCHES UNLESS OTHERWISE NOTED

FRACTIONAL DIMENSIONS: ± 1/16

ANGULAR DIMENSIONS: ± 1°