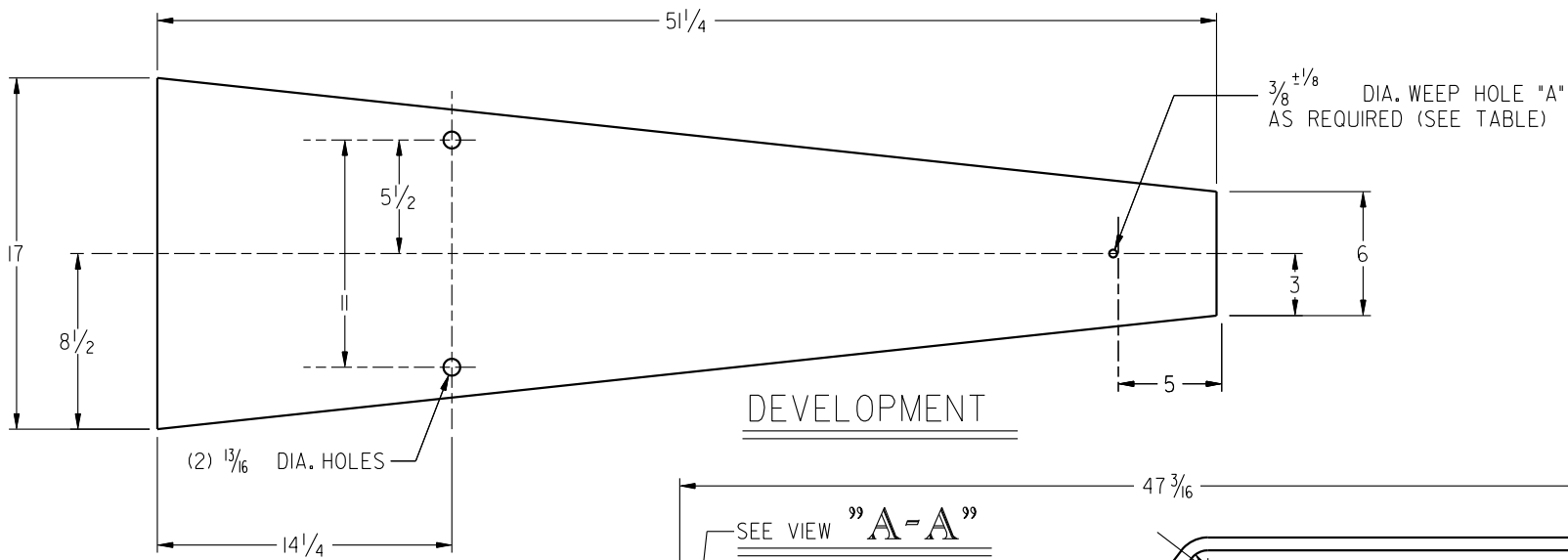
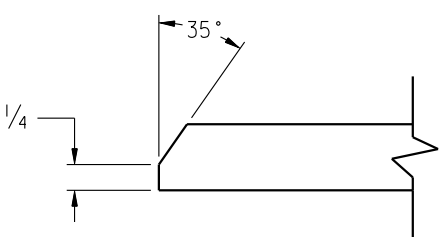


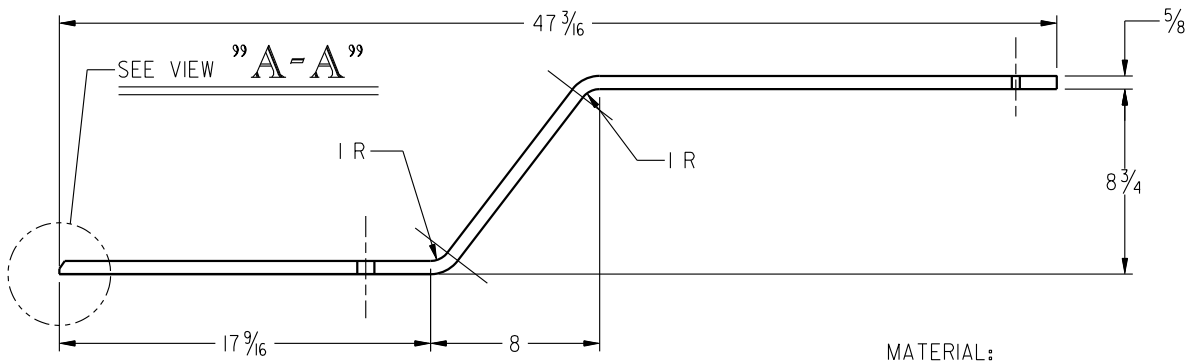
LINE	"A"
01	W/OUT
02	WITH



DEVELOPMENT



VIEW "A-A"  
(EDGE PREPARATION)



MATERIAL:

5/8 X 17 X 5 1/4 LG.  
STEEL, ASTM A572-50, TYPE 2

THIS DRAWING IS THE SOLE PROPERTY OF UNION TANK CAR COMPANY AND IS LOANED SOLELY FOR UTC PURPOSES. IT IS NOT TO BE REPRODUCED OR COPIED OR DISSEMINATED TO OTHERS.

DEFAULT TOLERANCES - DETAIL DRAWING
ALL DIMENSIONS ARE INCHES UNLESS OTHERWISE NOTED
FRACTIONAL DIMENSIONS: ± 1/16
ANGULAR DIMENSIONS: ± 1°

THIS DRAWING IS STANDARD. UPON REVISION OR LINE ADDITION IT MUST BE DISTRIBUTED BY BOM SUPERVISOR TO AREA 366 AND 393.

<b>U</b>	<b>UNION TANK CAR CO.</b>	<b>E</b>
	151ST & RAILROAD AVE. EAST CHICAGO, INDIANA 46312	

BASE PLATE  
BOLSTER

DRAWN BY	DATE	SCALE	WEIGHT	CHECKED
RAB	2-13-79	2 = 12	105#	RCP
N/A WELDING	N/A MFG.	DAT PRODUCT	21485	
ENGINEERING APPROVALS			DRAWING NO.	

REVISION	D	E
DATE	MAR 14 1994	OCT 21 1994
DRAWN	BCB	BCB
ECO NO.	---	GEN. 94-50
CHECKED	BFB	BFB
MFG ENGR	N/A	N/A
PRODUCT ENGR	FR	LZ

5 1/4 IN. MAT'L. LENGTH WAS 5 1/2, 14 1/4 IN. IN DEVELOPMENT WAS 14 1/2, 47 3/16 IN. WAS 47 1/8 & 17 9/16 IN. WAS 17 9/16 IN. SIDE VIEW, 1/4 IN. WAS 1/8 & 35° WAS 45° IN VIEW "A-A".

FIRST USED WITH: 81791 REPRO OF: ~~~ SEQUENCE NO. 0230

DRAWING NO. 21485